

STEP BY STEP GUIDE

FOR YOUR SINGAPOREDISCOVERS VOUCHERS REDEMPTION

STEP 1

Visit Our Official Page

<https://mountfaberleisuregroup-srv.globaltix.com/> and browse through the list of offerings.



STEP 2

Select The Bundle

That you would like to purchase by clicking on the + sign.

SRV Cable Car Sky Pass + Arbora Signature Cocktail (ADULT) SGD35.00 1 +

Next, click **Add to Cart**

Add to Cart

STEP 3

Selected Item Summarized and presented to you in the following page.



Click **View Cart** to ensure the correct bundle(s) has been added

View Cart

STEP 4

Key In Your Details

Name: Samantha
Phone Number: 91234567
Email: samantha@gmail.com

and click **Next Step**.

Total S\$35.00

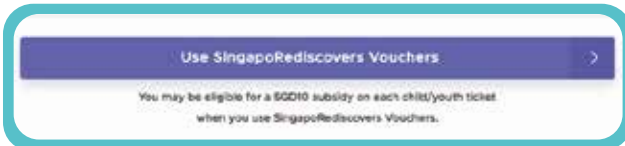
I acknowledge that advanced reservation might be required after completion of my purchases.

Next Step

STEP 5

SingapoRediscovers Vouchers

Click on **Use SingapoRediscovers Vouchers**, and you will be redirected to SingPass portal with a login prompt.



STEP 6

Redeem Voucher

Click on **Redeem Voucher**.



STEP 7

First Time Access

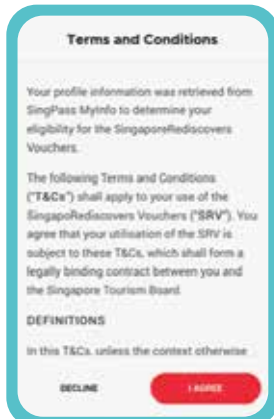
If this is your first time accessing this portal, you will receive this pop-up. Please click **Yes** to proceed.



STEP 8

Accept All Terms & Conditions

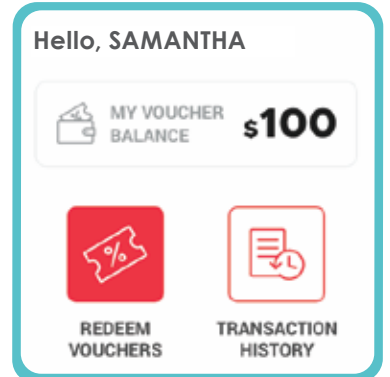
Click **I Agree** to accept all Terms & Conditions.



STEP 9

Redeem Voucher

You are almost there! Click on **Redeem Voucher**.



STEP 10

Redeem Amount

Click on + sign for the amount you wish to draw from your SingapoRediscovers account.

I would like to redeem \$30

No refund (change) will be given if the redemption amount drawn from SingapoRediscovers account is more than the bundle/product price.

STEP 11

Get Voucher Code

Click **Get Voucher Code**.

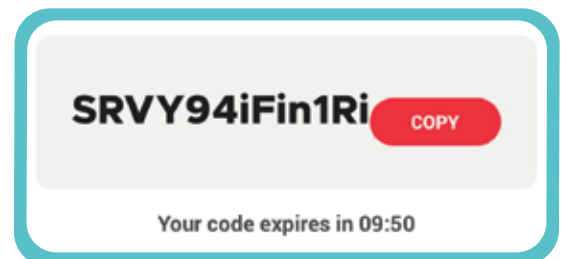
I would like to redeem \$30 GET VOUCHER CODE

STEP 12

Copy Voucher Code

A unique case-sensitive voucher code will be generated.

Click on **Copy**.



Please note, this voucher code is only valid for 10 minutes.

STEP 13

Enter Voucher Code

Return to your shopping cart tab on your browser, cursor over to the **voucher code** field and right click to paste the unique code.

Enter Voucher Code Voucher Code Apply

STEP 14

Apply

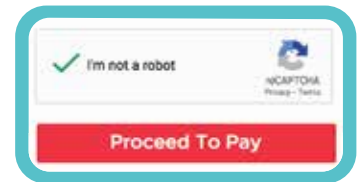
Then, click **Apply**.

Apply

STEP 15

Proceed To Pay

Click **Proceed to Pay**.



You will be redirected to a Confirmation page with **Transaction Successful** indicated.

A confirmation email will be sent to the email address you have keyed in earlier.

If top-up is required, you will be redirected to another payment page to complete the payment for top-up amount required.

*Redeemed vouchers are strictly non-refundable.

